

3737

PTO/SB/21 (08-00)

Approved for use through 10/31/2002. OMB 0651-0031

U.S. Patent and Trademark Office: U.S. DEPARTMENT OF COMMERCE

Please type a plus sign (+) inside this box →


Under the Paperwork Reduction Act of 1995, no persons are required to respond to a collection of information unless it displays a valid OMB control number.


TIPE
DEC 26 2001
U.S. PATENT & TRADEMARK OFFICE

TRANSMITTAL FORM <i>(to be used for all correspondence after initial filing)</i>	Application Number	09/925,193
	Filing Date	August 9, 2004
	First Named Inventor	A. Winder et al.
	Group Art Unit	3737
	Examiner Name	
Total Number of Pages in This Submission		Attorney Docket Number 41482/253466


RECEIVED
DEC 27 2001
TECHNOLOGY CENTER #700

ENCLOSURES (check all that apply)		
<input type="checkbox"/> Fee Transmittal Form <input type="checkbox"/> Fee Attached <input type="checkbox"/> Amendment / Response <input type="checkbox"/> After Final <input type="checkbox"/> Affidavits/declaration(s) <input type="checkbox"/> Extension of Time Request <input type="checkbox"/> Express Abandonment Request <input checked="" type="checkbox"/> Information Disclosure Statement <input type="checkbox"/> Certified Copy of Priority Document(s) <input type="checkbox"/> Response to Missing Parts/ Incomplete Application <input type="checkbox"/> Response to Missing Parts under 37 CFR 1.52 or 1.53	<input type="checkbox"/> Assignment Papers (for an Application) <input type="checkbox"/> Drawing(s) <input type="checkbox"/> Licensing-related Papers <input type="checkbox"/> Petition <input type="checkbox"/> Petition to Convert to a Provisional Application <input type="checkbox"/> Power of Attorney, Revocation Change of Correspondence Address <input type="checkbox"/> Terminal Disclaimer <input type="checkbox"/> Request for Refund <input type="checkbox"/> CD, Number of CD(s) _____	<input type="checkbox"/> After Allowance Communication to Group <input type="checkbox"/> Appeal Communication to Board of Appeals and Interferences <input type="checkbox"/> Appeal Communication to Group (Appeal Notice, Brief, Reply Brief) <input type="checkbox"/> Proprietary Information <input type="checkbox"/> Status Letter <input checked="" type="checkbox"/> Other Enclosure(s) (please identify below): <ul style="list-style-type: none"> - PTO Form 1449 (10 pages) - Return Service Postcard - 312 Publications
Remarks		

SIGNATURE OF APPLICANT, ATTORNEY, OR AGENT	
Firm or Individual name	Bruce D. Gray, Reg. No. 35,799 Kilpatrick Stockton LLP
Signature	
Date	December 12, 2001

CERTIFICATE OF MAILING			
I hereby certify that this correspondence is being deposited with the United States Postal Service as first class mail in a box addressed to: Assistant Commissioner for Patents, U.S. Patent and Trademark Office, P.O. Box 2327, Arlington, VA. 22202 on this date: December 12, 2001			
Typed or printed name	Emily Guida		
Signature		Date	December 12, 2001

Burden Hour Statement: This form is estimated to take 0.2 hours to complete. Time will vary depending upon the needs of the individual case. Any comments on the amount of time you are required to complete this form should be send to the Chief Information Officer, U.S. Patent and Trademark Office, Washington, DC 20231. DO NOT SEND FEES OR COMPLETED FORMS TO THIS ADDRESS. SEND TO: Assistant Commissioner for Patents, Washington, DC 20231.



IN THE UNITED STATES PATENT AND TRADEMARK OFFICE

In re Application of:)
)
 A. Winder et al.)
)
 Serial No.: 09/925,193)
)
 Filed: August 9, 2001)
)
 For: METHOD AND MEANS FOR)
 CONTROLLING ACOUSTIC)
 MODES IN TISSUE HEALING)
 APPLICATIONS)

RECEIVED

Group Art Unit:)
 DEC 27 2001)
 Examiner:)
 TECHNOLOGY CENTER R3700)

Commissioner for Patents
 Washington, D.C. 20231

Attorney Docket No. 41482/253466
 Date: December 12, 2001

INFORMATION DISCLOSURE STATEMENT


Dear Sir:

In accordance with Rules 56, 97 and 98 of the Rules of Practice in Patent Cases (37 C.F.R. §§ 1.56, 1.97, and 1.98), enclosed are copies of the references listed on the attached modified Form PTO-1449. References on the Form PTO-1449 bolded and noted with a ** are unavailable at the present time. Copies will be provided when they become available.

The undersigned does not concede that any of the identified materials constitute prior art within the meaning of the United States patent laws.

CERTIFICATE OF MAILING (37 CFR 1.8a)


I hereby certify that this correspondence, along with any paper referred to as being attached or enclosed, is being deposited with the United States Postal Service on this 12th day of December, 2001 with sufficient postage as first-class mail in box addressed to the Assistant Commissioner for Patents, U.S. Patent and Trademark Office, P.O. Box 2327, Arlington, VA 22202


 Emily Guida

U.S.S.N.: 09/925,193
Filed: August 9, 2001
Information Disclosure Statement


This Information Disclosure Statement is being filed before the mailing of the first Office Action on the merits (37 C.F.R. 1.97(b)(3)); therefore, no fee is believed to be required. The Commissioner is hereby authorized to charge the applicable fees, if any, to Deposit Account No. 11-0855.

Respectfully submitted,



Bruce D. Gray
Reg. No. 35,799
ATTORNEY FOR ASSIGNEE

KILPATRICK STOCKTON LLP
1100 Peachtree Street, Suite 2800
Atlanta, Georgia 30309
404.815.6218




Form PTO-1449 INFORMATION DISCLOSURE CITATION IN AN APPLICATION (Use several sheets if necessary)	Docket No.: 41482-253466	Application No. 09/925,193
	Applicant: Winder et al.	
	Filing Date: August 9, 2001	Group Art Unit: 27 2001

U.S. PATENT DOCUMENTS

Examiner Initial	Patent Number	Date	Patentee	Class	Subclass
	32,782	11/15/88	Pratt, Jr.		
	34,959	05/30/95	Potts		
	3,134,451	05/26/64	Hanssen		
	3,193,034	07/06/65	Hutchinson, et al.		
	3,310,049	03/21/67	Clynes		
	3,433,663	03/18/69	Underwood		
	3,499,437	03/10/70	Balamuth		
	3,550,586	12/29/70	Balamuth		
	3,594,993	07/27/71	Heyse		
	3,701,352	10/31/72	Bosworth		
	3,760,799	09/25/73	Crowson		
	3,767,195	10/23/73	Dimick		
	3,828,769	08/13/74	Mettler		
	3,855,638	12/24/74	Pilliar		
	3,961,380	06/08/76	Garr		
	3,986,212	10/19/76	Sauer		
	4,105,017	08/08/78	Ryaby et al.		
	4,127,125	11/28/78	Takemoto et al.		
	4,164,794	08/21/79	Spector, et al.		
	4,170,045	10/09/79	Estes		
	4,176,664	12/04/79	Talish		
	4,206,516	06/10/80	Pilliar		
	4,216,766	08/12/80	Duykers, et al.		
	4,227,111	10/07/80	Cross, et al.		
	4,233,477	11/11/80	Rice, et al.		
	4,269,797	05/26/81	Mikiya, et al.		
	4,296,753	10/27/81	Goudin		
	4,312,536	01/26/82	Lloyd		
	4,315,503	12/16/82	Ryaby et al.		
	4,351,069	09/28/82	Ballintyn, et al.		
	4,355,428	10/26/82	Deloison, et al.		
	4,358,105	11/09/82	Sweeney, Jr.		
	4,361,154	11/30/82	Pratt, Jr.		
	4,365,359	12/28/82	Raab		
	4,383,533	05/17/83	Bhagat et al.		
	4,421,119	12/20/83	Pratt, Jr.		

Examiner:	Date Considered:
-----------	------------------

EXAMINER: Initial if citation considered, whether or not citation is in conformance with MPEP § 609; Draw line through citation if not in conformance and not considered. Include copy of this form with next communication to the applicant.



RECEIVED

Sheet 2 of 10

Form PTO-1449 INFORMATION DISCLOSURE CITATION IN AN APPLICATION (Use several sheets if necessary)	Docket No.: 41482-253466	Application No. 7 2001 09/925,193
	Applicant: Winder et al. TECHNOLOGY CENTER R3700	
	Filing Date: August 9, 2001	Group Art Unit


U.S. PATENT DOCUMENTS

Examiner Initial	Patent Number	Date	Patentee	Class	Subclass
	4,440,025	04/03/84	Hayakawa, et al.		
	4,441,486	04/10/84	Pounds		
	4,446,586	05/08/84	Reed et al.		
	4,452,326	06/05/84	Hanssen, et al.		
	4,511,921	04/16/85	Harlan et al.		
	4,530,360	07/23/85	Duarte		
	4,536,894	08/27/85	Galante, et al.		
	4,542,539	09/24/85	Rowe, Jr., et al.		
	4,542,744	09/24/85	Barnes et al.		
	4,550,714	11/85	Talish		
	4,556,066	12/03/85	Semrow		
	4,570,640	02/18/86	Barsa		
	4,573,996	03/04/86	Kwiatek, et al.		
	4,594,662	06/10/86	Devaney		
	4,612,160	09/16/86	Donlevy, et al.		
	4,627,429	12/09/86	Tsuk		
	4,630,323	12/23/86	Sage et al.		
	4,644,942	02/24/87	Sump		
	4,677,438	06/30/87	Michiguchi et al.		
	4,687,195	08/18/87	Potts		
	4,708,127	11/24/87	Abdelghani		
	4,770,184	09/13/88	Greene, Jr. et al.		
	4,710,655	12/01/87	Masaki		
	4,726,099	02/23/88	Card		
	4,763,661	08/16/88	Sommer et al.		
	4,774,959	10/04/88	Palmer et al.		
	4,782,822	11/08/88	Ricken		
	4,787,070	11/22/88	Suzuki et al.		
	4,787,888	11/29/88	Fox		
	4,792,336	12/20/88	Hlavacek, et al.		
	4,802,477	02/07/89	Gabbay		
	4,830,015	05/16/89	Okazaki		
	4,836,316	06/06/89	Carnevale, et al.		
	4,855,911	08/08/89	Lele et al.		
	4,858,599	08/22/89	Halpern		
	4,867,169	09/19/89	Machida et al.		

Examiner:

Date Considered:

EXAMINER: Initial if citation considered, whether or not citation is in conformance with MPEP § 609; Draw line through citation if not in conformance and not considered. Include copy of this form with next communication to the applicant.



Form PTO-1449 INFORMATION DISCLOSURE CITATION IN AN APPLICATION (Use several sheets if necessary)	Docket No.: 41482-253466	Application No. 09/925,193
	Applicant: Winder et al.	
	Filing Date: August 9, 2001	Group Art Unit DEC 27 2001 TECHNOLOGY

U.S. PATENT DOCUMENTS

Examiner Initial	Patent Number	Date	Patentee	Class	Subclass
	4,891,849	01/09/90	Robinson		
	4,905,671	03/06/90	Senge et al.		
	4,913,157	04/03/90	Pratt, Jr. et al.		
	4,917,092	04/17/90	Todd, et al.		
	4,926,870	05/22/90	Brandenburger		
	4,932,951	06/12/90	Liboff et al.		
	4,933,230	06/12/90	Card, et al.		
	4,936,303	06/26/90	Detwiler et al.		
	4,941,474	07/17/90	Pratt, Jr.		
	4,947,853	08/14/90	Hon		
	4,979,501	12/25/90	Valchanov et al.		
	4,982,730	01/08/91	Lewis, Jr.		
	4,986,275	01/22/91	Ishida et al.		
	4,993,413	02/19/91	McLeod et al.		
	4,995,883	02/26/91	Demane, et al.		
	5,000,183	03/19/91	Bonnefous		
	5,000,442	03/19/91	Dalebout, et al.		
	5,003,965	04/02/91	Talish et al.		
	5,004,476	04/02/91	Cook		
	5,016,641	05/21/91	Schwartz		
	5,018,285	05/28/91	Zolman, et al.		
	5,046,484	09/10/91	Bassett, et al.		
	5,054,490	10/08/91	Rossman et al.		
	5,067,940	11/26/91	Liboff et al.		
	5,080,672	01/14/92	Bellis		
	5,088,976	02/18/92	Liboff et al.		
	5,099,702	03/31/92	French		
	5,100,373	03/31/92	Liboff et al.		
	5,103,806	04/14/92	McLeod et al.		
	5,106,361	04/21/92	Liboff et al.		
	5,107,853	04/28/92	Plyter		
	5,108,452	04/28/92	Fallin		
	5,133,420	07/28/92	Smith		
	5,134,999	08/04/92	Osipov		
	5,139,498	08/18/92	Astudillo Ley		
	5,140,988	08/25/92	Stouffer et al.		
	5,143,069	09/01/92	Kwon et al.		

Examiner:	Date Considered:
-----------	------------------

EXAMINER: Initial if citation considered, whether or not citation is in conformance with MPEP § 609; Draw line through citation if not in conformance and not considered. Include copy of this form with next communication to the applicant.



Form PTO-1449 INFORMATION DISCLOSURE CITATION IN AN APPLICATION (Use several sheets if necessary)	Docket No.: 41482-253466	Application No.: 09/925,193
	Applicant: Winder et al.	
	Filing Date: August 9, 2001	Group Art Unit: TECHNOLOGY CENTER R3700


DEC 27 2001

U.S. PATENT DOCUMENTS

Examiner Initial	Patent Number	Date	Patentee	Class	Subclass
	5,143,073	09/92	Dory		
	5,163,598	11/17/92	Peters, et la.		
	5,172,692	12/22/92	Kulow et al.		
	5,178,134	01/12/93	Vago		
	5,184,605	02/09/93	Grzeszykowski		
	5,186,162	02/16/93	Talish et al.		
	5,191,880	03/09/93	McLeod et al.		
	5,197,475	03/30/93	Antich et al.		
	5,201,766	04/13/93	Georgette		
	5,209,221	05/11/93	Riedlinger		
	5,211,160	05/18/93	Talish et al.		
	5,230,334	07/27/93	Klopotek		
	5,230,345	07/27/93	Curran, et al.		
	5,230,921	07/27/93	Waltonen, et al.		
	5,235,981	08/17/93	Hascoet et al.		
	5,259,384	11/09/93	Kaufman et al.		
	5,269,306	12/14/93	Warnking, et al.		
	5,273,028	12/28/93	McLeod, et al.		
	5,284,143	02/08/94	Rattner		
	5,285,788	02/15/94	Arenson et al.		
	5,295,931	03/22/94	Dreibelbis, et al.		
	5,301,683	04/12/94	Durkan		
	5,309,898	05/10/94	Kaufman et al.		
	5,310,408	05/10/94	Schryver, et al.		
	5,314,401	05/24/94	Tepper		
	5,316,000	05/31/94	Chapelon, et al.		
	5,318,561	06/07/94	McLeod et al.		
	5,318,779	06/07/94	Hakamatsuka, et al.		
	5,322,067	06/21/94	Prater et al.		
	5,323,769	06/28/94	Bommannan, et al.		
	5,327,890	07/12/94	Matura et al.		
	5,330,481	07/19/94	Hood, et al.		
	5,330,489	07/19/94	Green, et al.		
	5,334,214	08/02/94	Putnam		
	5,339,804	08/23/94	Kemp		
	5,340,510	08/23/94	Bowen		
	5,351,389	10/04/94	Erickson et al.		

Examiner:	Date Considered:
-----------	------------------

EXAMINER: Initial if citation considered, whether or not citation is in conformance with MPEP § 609; Draw line through citation if not in conformance and not considered. Include copy of this form with next communication to the applicant.



Sheet 5 of 10

DEC 27 2001
BIOLOGY CENTER R3700

Form PTO-1449 INFORMATION DISCLOSURE CITATION IN AN APPLICATION (Use several sheets if necessary)	Docket No.: 41482-253466	Application No. 09/925,193
	Applicant: Winder et al.	
	Filing Date: August 9, 2001	Group Art Unit

U.S. PATENT DOCUMENTS

Examiner Initial	Patent Number	Date	Patentee	Class	Subclass
	5,363,850	11/15/94	Soni et al.		
	5,366,465	11/22/94	Mirza		
	5,367,500	11/22/94	Ng		
	5,376,065	12/27/94	McLeod et al.		
	5,380,269	01/10/95	Urso		
	5,386,830	02/07/95	Powers et al.		
	5,393,296	02/28/95	Rattner		
	5,394,878	03/07/95	Frazin et al.		
	5,398,290	03/14/95	Brethour		
	5,400,795	03/28/95	Murphy, et al.		
	5,405,389	04/11/95	Conta, et al.		
	5,409,446	04/25/95	Rattner		
	5,413,550	05/09/95	Castel		
	5,415,167	05/16/95	Wilk		
	5,417,215	05/23/95	Evans et al.		
	5,431,612	07/11/95	Holden		
	5,434,827	07/18/95	Bolorforosh		
	5,441,051	08/15/95	Hileman et al		
	5,441,058	08/15/95	Fareed		
	5,448,994	09/12/95	Iinuma		
	5,460,595	10/24/95	Hall, et al.		
	5,466,215	11/14/95	Lair, et al.		
	5,468,220	11/21/95	Sucher		
	5,476,438	12/19/95	Edrich, et al.		
	5,478,306	12/26/95	Stoner		
	5,492,525	02/20/96	Gibney		
	5,495,846	03/05/96	Uehara et al.		
	5,496,256	03/05/96	Bock et al.		
	5,501,657	03/26/96	Feero		
	5,507,800	04/16/96	Strickland		
	5,507,830	04/16/96	DeMane, et al.		
	5,509,933	04/23/96	Davidson, et al.		
	5,520,612	05/28/96	Winder et al.		
	5,524,624	06/11/96	Tepper, et al.		
	5,526,815	06/18/96	Granz, et al.		
	5,541,489	07/30/96	Dunstan		
	5,547,459	08/20/96	Kaufman et al.		
	5,556,372	09/17/96	Talish et al.		
	5,578,060	11/26/96	Pohl et al.		

Examiner:	Date Considered:
-----------	------------------

EXAMINER: Initial if citation considered, whether or not citation is in conformance with MPEP § 609; Draw line through citation if not in conformance and not considered. Include copy of this form with next communication to the applicant.



Form PTO-1449 INFORMATION DISCLOSURE CITATION IN AN APPLICATION (Use several sheets if necessary)	Docket No.: 41482-253466	Application No. 09/925,193
	Applicant: Winder et al.	
	Filing Date: August 9, 2001	Group Art Unit TECHNOLOGY CENTER


REC'D
DEC 27 2001
TECHNOLOGY CENTER R3700

U.S. PATENT DOCUMENTS

Examiner Initial	Patent Number	Date	Patentee	Class	Subclass
	5,615,466	04/01/97	Safari, et al.		
	5,626,554	05/06/97	Ryaby, et al.		
	5,630,837	05/20/97	Crowley		
	5,648,941	07/15/97	King		
	5,656,016	08/12/97	Ogden		
	5,680,863	10/28/97	Hossack, et al.		
	5,690,608	11/25/97	Watanabe, et al.		
	5,691,960	11/25/97	Gentilman, et al.		
	5,699,803	12/23/97	Carodiskey		
	5,702,353	12/30/97	Guzzini, et al.		
	5,708,236	01/13/98	Shaanan, et al.		
	5,706,818	01/13/98	Gondo		
	5,721,400	02/24/98	Haraldsson, et al.		
	5,725,482	03/10/98	Bishop		
	5,730,705	03/24/98	Talish, et al.		
	5,738,625	04/14/98	Gluck		
	5,741,317	04/21/98	Ostrow		
	5,743,862	04/28/98	Izumi		
	5,755,746	05/26/98	Lifshey, et al.		
	5,762,616	06/09/98	Talish		
	5,779,600	07/14/98	Pape		
	5,785,656	07/28/98	Chiabrera, et al.		
	5,818,149	10/06/98	Safari et al.		
	5,829,437	11/03/98	Bridges		
	5,868,649	02/09/99	Erickson, et al.		
	5,871,446	02/16/99	Wilk		
	5,886,302	03/23/99	Germanton, et al.		
	5,904,659	05/18/99	Duarte, et al.		
	5,957,814	09/28/99	Eschenbach		
	5,997,490	12/07/99	McLeod, et al.		
	6,019,710	02/01/00	Dalebout, et al.		
	6,080,088	06/27/00	Petersen, et al.		
	6,086,078	07/11/00	Ferez		
	6,093,135	07/25/00	Huang		
	6,165,144	12/26/00	Talish, et al.		
	6,206,843	03/2001	Iger, et al.		
	6,213,958	04/10/01	Winder		
	6,261,249	07/17/01	Talish, et al.		
	6,273,864	08/14/01	Duarte		

Examiner:	Date Considered:
-----------	------------------

EXAMINER: Initial if citation considered, whether or not citation is in conformance with MPEP § 609; Draw line through citation if not in conformance and not considered. Include copy of this form with next communication to the applicant.



RECEIVED

Sheet 7 of 10


Form PTO-1449 INFORMATION DISCLOSURE CITATION IN AN APPLICATION (Use several sheets if necessary)	Docket No.: 41482-253466	Application No.: 09/925,193
	Applicant: Winder et al.	
	Filing Date: August 9, 2001	Group Art Unit:

NON-U.S. DOCUMENTS

Examiner Initial	Document Number	Date	Country	Class	Subclass	Translation
	2156983A	10/16/85	UK			
	0 181 506 A2	05/21/86	Europe			
	SHO 62[1987]-47359	03/02/87	JAPAN			
	DE 3639263 A1	06/25/87	Germany			
	WO 88/00845	02/11/88	PCT			
	WO 88/02250	04/07/88	PCT			
	331 348 A1	09/06/89	Europe			
**	Patent Abstracts vol. 013, n. 541 (E-854)	12/05/89	Japan			
	WO 90/06720	06/28/90	PCT			
**	HEI 4[1992]-82567	03/16/92	JAPAN			
	HEI 4[1992]-82568	03/16/92	JAPAN			
	HEI 4[1992]-82569	03/16/92	JAPAN			
	0 536 875 A1	04/14/93	Europe			
	HEI 5[1993]-269159	10/19/93	JAPAN			
	1,328,485	04/12/94	CA			
	WO 94/13411	06/23/94	PCT			
	2277448A	11/02/94	UK			
	WO 95/03744	02/09/95	PCT			
	0 679 371 A1	11/02/95	Europe			
	WO 95/33416	12/14/95	PCT			
	EP 0 695 559	02/07/96	Europe			
	WO 96/25112	08/22/96	PCT			
	WO 96/25888	08/29/96	PCT			
	DE 19613425	01/16/97	Germany			
	2 303 552 A	02/26/97	UK			
	WO 97/33649	09/18/97	PCT			
	WO 98/10729	03/19/98	PCT			
	WO 98/34578	08/13/98	PCT			
	WO 98/47570	10/29/98	PCT			
	WO 99/18876	04/22/99	PCT			
	WO 99/22652	05/14/99	PCT			
	WO 99/48621	09/30/99	PCT			
	WO 99/56829	11/11/99	PCT			
	WO 00/28925	05/25/00	PCT			
	WO 00/71207	11/30/00	PCT			

Examiner:	Date Considered:
-----------	------------------

EXAMINER: Initial if citation considered, whether or not citation is in conformance with MPEP § 609; Draw line through citation if not in conformance and not considered. Include copy of this form with next communication to the applicant.



Sheet 8 of 10 (1: 37 25 01)
 09/25/1993 LOGY OFFICE
 R3700

Form PTO-1449 INFORMATION DISCLOSURE CITATION IN AN APPLICATION (Use several sheets if necessary)	Docket No.: 41482-253466	Application No.:
	Applicant: Winder et al.	
	Filing Date: August 9, 2001	Group Art Unit

OTHER MATERIAL

Examiner Initial	Including Author, Title, Date, Pertinent Pages, Etc.
	ABSTRACT, (Proceedings of the 11 th Int'l. Conference on Medical and Biological Engineering) "ULTRASONIC STIMULATION OF FRACTURE HEALING", 1976.
	ABSTRACT, (Proceedings of the III Congress on Biomedical Engineering) "ULTRASONIC ACTION ON CALLUS FORMATION IN BONES", 1975.
	ABSTRACT, (Proceedings of the IV Brazilain Congress on Biomedical Engineering) "ULTRASOUND IN THE TREATMENT OF FRACTURES", 1977.
	ASTM Designation: D790M-93 Metric, "Standard Test Methods for flexural Properties of Unreinforced and Reinforced Plastics and Electrical Insulating Materials [Metric]", pp. 176-184, (Dec. 1993).
	ASTM Designation: C1161-90, "Standard Test Method for Flexural Strength of Advanced Ceramics at Ambient Temperature," pp.324-330.(Feb. 1991)
	Brochure: "The Science Behind the Technology," distributed by Smith & Nephew for EXOGEN. (no date)
	Arai et al., "THE EFFECT OF ULTRASOUND STIMULATION ON DISUSE OSTEOPOROSIS", BRAGS 17, 1993.
	Berridge, M.J., "Inositol Trisphosphate and Calcium Signaling", <i>Nature</i> (1993), 361: 315-325.
**	Clarke, P.R. et al., "Physical and Chemical Aspects of Ultrasonic Disruption of Cells", <i>JASA</i> (1969), 47(2): 649-653.
	Duarte, L.R., "The Stimulation of Bone Growth by Ultrasound", <i>Arch. Orthop. Trauma Surg</i> (1983), 101: 153-159.
	Dyson, M., "Therapeutic Applications of Ultrasound", <i>Biological Effects of Ultrasound</i> (1985), Nyborg, W.L. and Ziskin, M.C., eds; Churchill Livingstone Inc., New York, Chapter 11.
	Goodship, A.E. et al., "The Influence of Induced Micromovement Upon the Healing of Experimental Tibial Fractures", <i>J. Bone and Joint Surg.</i> (1985), 67-B(4): 650-655.
	Heckman, J.D. et al., "Acceleration of Tibial Fracture Healing by Non-Invasive Low-Intensity Pulsed Ultrasound", <i>J. Bone and Joint Surg.</i> (1994), 76-A(1): 26-34.
**	Hill, C.R., "Ultrasonic Exposure Thresholds for Changes in Cells and Tissues", <i>JASA</i> (1972), 52(2): 667-672.
	Howkins, S.D., "Diffusion Rates and the Effect of Ultrasound", <i>Ultrasonics</i> (1969), 129-130.
	Kristiansen, T.K. et al., "Accerlated Healing of Distal Radial Fractures with the Use of Specific, Low-Intensity Ultrasound", <i>J. Bone and Joint Surg.</i> (1997), 79-A(7) 961-973.
	Maurice Hilario, "LOW-INTENSITY ULTRASOUND RADIATION IN THE TISSUE REPAIR OF TROPHIC LEG ULCERS", 1983, University of Sao Paulo, pp. 1-125.
**	Pethica, B.A., et al., Abstract, Biological Repair and Growth Society, June 1998.
**	Phoenix (Business Wire), July 8, 1997 via CompanyLink - OrthoLogic Corp.
**	Pilla, A.A. et al., "Non-Invasive Low-Intensity Ultrasound Accelerates Bone Repair: Rabbit Fiubla Model and Human Colles' and Tibial Fractures", <i>Annual Intl. Conference of IEEE-EMBS Proceedings</i> (1990), 12:1573-1574.
**	"Reflex Sympathetic Dystrophy, Does RSD Exist?" www.arbon.com (06/04/97)"
**	"Reflex Sympathetic Dystrophy: The Pain That Doesn't Stop," tcc.cc.nc.us (06/04/97)
**	RSDnet.org "Reflex Sympathetic Dystrophy," www.rsdnet.org (06/04/97)
**	RSDnet.org "Reflex Sympathetic Dystrophy," www.rsdnet.org (06/04/97)
	Ter Haar, G., et al., "Basic Physics of Therapeutic Ultrasound", <i>Physiotherapy</i> (1987), 73(3): 110-113.
	Wallace, A.L.; Draper E.R.C.; Strachan, R.K.; McCarthy, I.D.; Hughes, S.P.F., "The Vascular Response to Fracture Micromovement", <i>Clinical Orthopaedics and Related Research</i> (1994), 301: 281-290.
	Wang, S.J. et al., "Low-Intensity Ultrasound Treatment Increases Strength in a Rat Femoral Fracture Model", <i>J. Ortho Research</i> (1994), 12: 40-47.
	Webster, D.F. et al., "The Role of Ultrasound-Induced Cavitation in the 'In Vitro' Stimulation of Collagen Synthesis in Human Fibroblasts", <i>Ultrasonics</i> (1980), 33-37.
	Yang, K.H. et al., "Exposure to Low-Intensity Ultrasound Treatment Increases Aggrecan Gene Expression in a Rat Femur Fracture Model", <i>J. Ortho Research</i> (1996), 14:802-809.

Examiner:	Date Considered:
-----------	------------------

EXAMINER: Initial if citation considered, whether or not citation is in conformance with MPEP § 609; Draw line through citation if not in conformance and not considered. Include copy of this form with next communication to the applicant.



Sheet 9 of 10
 DEC 27 2001
 TECHNOLOGY CENTER R3700

Form PTO-1449 INFORMATION DISCLOSURE CITATION IN AN APPLICATION (Use several sheets if necessary)	Docket No.: 41482-253466	Application No. 09/925,193
	Applicant: Winder et al.	
	Filing Date: August 9, 2001	Group Art Unit

OTHER MATERIAL

Examiner Initial	Including Author, Title, Date, Pertinent Pages, Etc.
	"Treatment of Osteochondral Defects in Rabbits with SAFHS – Parts I and II, EX1095-01R, EX1096-01R
	"Treatment of Osteochondral Defects in Rabbits with SAFHS – Part III, EX1097-01R (August 26, 1997).
	Cook, Stephen and L. Patron, "Treatment of Osteochondral Defects in Rabbits with SAFHS – A Mosaicplasty Model" – Final Report, EX1098-04R (August 12, 1999).
	Acoustic Emission – An Update, by Arthur E. Lord, Jr., 1981, Physical Acoustics, vol. XV, pp. 295-360
	Acoustic Emission and Diagnosis of Osteoporosis, by S. Hanagud, G. T. Hannon and R. Clinton, 1974, Ultrasonic Symposium Proceedings (IEEE), pp. 77-81
	Acoustic Emission in Bone Substance, by S. Hanagud, R.G. Clinton and J.P. Lopez, 1973, Biomechanics Symposium Proceedings (ASME), pp. 79-81
	Acoustic Emission Inspection, by Adrian A. Pollock, 1992, ASM Handbook, vol. 17, Nondestructive Evaluation and Quality Control, pp. 278-293
	Acoustic Emission Techniques in the Development of a Diagnostic Tool for Osteoporosis, by S. Hanagud and R. G. Clinton, 1975, Ultrasonic Symposium Proceedings (IEEE), pp. 41-45
	Application of an intelligent signal processing system to acoustic emission analysis, by Igo Grabec and Wolfgang Sachse, Mar. 1989, Acoustic Society of America, pp. 787-791
	Application of correlation techniques for localization of acoustic emission sources, by I. Grabec, 1978, IPC Business Press Ltd., pp. 111-115
	Comejo, et al., "Large-Area Flexible-Array Piezoelectric Ceramic/Polymer composite Transducer for Bone Healing Acceleration," presented at ISAFXI, Montreux, Switzerland (1998)
	Clough, R. and J. Simmons, "Theory of Acoustic Emission," Metallurgy Division, national Bureau of Standards. (no date).
	Fritton, et al., "Whole-Body Vibration in the Skeleton: Development of a Resonance-Based Testing Device," <i>Annals of Biomedical Engineering</i> , Vol. 25, pp. 831-839 (1997)
**	Goodship, et al., "Low magnitude high frequency mechanical stimulation of endochondral bone repair" 43rd Annual Meeting Orthopaedic Research Society, vol. 22, Sec. 1, Feb. 9-13 (1997)
	J. Kenwright, et al., "Controlled Mechanical Stimulation in the Treatment of Fibial Fractures," <i>Orthopedics, Clinical Orthopedics and Related Research</i> (1989) 241:36-47
	Jankovich, "The Effects of Mechanical Vibration on Bone Development in the Rat," <i>J. Biomechanics</i> , 1972, Vol. 5, pp. 241-250
	Ko, "Preform Fiber Architecture for Ceramic-Matrix Composites," <i>Ceramic Bulletin</i> , Vol. 68, No. 2, pp. 401-414(1989)
**	McLeod, et al., "Improved Postural Stability Following Short Term Exposure to Low Level Whole Body Vibration," 44th Annual Meeting, Orthopaedic Research Society, March 16-19, 1998, New Orleans, Louisiana, page 89-15
	Newnham, et al., "Connectivity and Piezoelectric-Pyroelectric Composites, <i>Med. Res. Bull.</i> , Vol. 13, pp. 525-536 (1978)
	Pauer, "Flexible Piezoelectric Material," pp. 1-5, (no date)
**	Pilgrim, et al., "An Extension of the Composite Nomenclature Scheme," <i>Med. Res. Bull.</i>, Vol. 22, pp. 877-894 (1987)
	Powell, et al., "A Performance Appraisal of Flexible Array Structures Using a Facet Ensemble Scattering Technique," <i>1991 Ultrasonic Symposium</i> , pp. 753-766
	Powell, et al., "Flexible Ultrasonic Transducer Arrays for Nondestructive Evaluation Applications – Part I: The Theoretical Modeling Approach," <i>IEEE Transactions on Ultrasonics, Ferroelectrics, and Frequency Control</i> , Vol. 43, No. 3, May 1996, pp. 385-392.
	Powell, et al., "Flexible Ultrasonic Transducer Arrays for Nondestructive Evaluation Applications – Part II: Performance Assessment of different Array Configurations," <i>IEEE Transactions on Ultrasonics, Ferroelectrics, and Frequency Control</i> , Vol. 43, No. 3, May 1996, pp. 393-402.
Examiner:	Date Considered:

EXAMINER: Initial if citation considered, whether or not citation is in conformance with MPEP § 609; Draw line through citation if not in conformance and not considered. Include copy of this form with next communication to the applicant.



RECEIVED
DEC 27 2001
TECHNOLOGY CENTER R37

Form PTO-1449 INFORMATION DISCLOSURE CITATION IN AN APPLICATION (Use several sheets if necessary)	Docket No.: 41482-253466	Application No. 09/925,193
	Applicant: Winder et al.	
	Filing Date: August 9, 2001	Group Art Unit

OTHER MATERIAL

Examiner Initial	Including Author, Title, Date, Pertinent Pages, Etc.
	Sarvazyan, "Some General Problems of Biological Action of Ultrasound," IEEE Transactions on Sonics and Ultrasonics, vol. 30, No. 1, Jan. 1983
	Ultrasound as a Tool for Investigating Bone: Fundamental Principles and Perspectives for Use in Osteoporosis, by J. G. Bloch, 1993, Expansion Scientifique Francaise
**	Y. Qin, et al., "Correlation of In Vivo Bone Adaptation and Mechanical Parameters Using Low Magnitude, High Frequency Loading," 41 st Annual Meeting Orthopaedic Research Soc., vol. 20 - Sec. 1, Feb. 13-16 (1995)
**	Bascom, "Other Continuous Fibers," 118/Constituent Material Form
**	Bascom, "Other Discontinuous Forms," 120/Constituent Material Forms
**	Cass, "Fabrication of Continuous Ceramic Fiber by the Viscous Suspension Spinning Process," <i>Ceramic Bulletin</i> , Vol. 70, No. 3, pp. 424-429 (1991)
	"Development of Flexible Piezoelectric Transducers and Matching Layers for EXOGEN Incorporated," Final Report, Covering Period 04-01-97 to 02-28-98, Rutgers University.
**	Grewe, et al., "Acoustic Properties of Particle Polymer Composite for Ultrasonic Transducer Backing Applications," <i>IEEE</i> , (1990)
	Grewe, Martha G., "Acoustic Matching And Backing Layer for Medical Ultrasonic Transducers," A Thesis in Solid State Science, The Pennsylvania State University; (May 1989), The Center for Ceramics Research, Rutgers.
	Gururaja, T., "Piezoelectric Composite Materials for Ultrasonic Transducer Applications," A Thesis in Solid State Science, The Pennsylvania State University, May 1984.
	Gururaja, "Piezoelectrics for Medical Ultrasonic Imaging," <i>Am. Ceram. Soc. Bull.</i> , Vol. 73, No. 5, pp. 50-55 (May 1994)
	Hall, et al., "The design and evaluation of ultrasonic arrays using 1-3 connectivity composites," <i>SPIE</i> , pp. 216-227, Vol. 1733 (1992)
	Pilla, et al., "Non-Invasive Low-Intensity Pulsed Ultrasound Accelerates Bone Healing in the Rabbit," <i>Journal of Orthopaedic Trauma</i> , Vol. 4, No. 3, pp. 246-253 (1990)
	Safari, "Development of piezoelectric composites for transducers," <i>J. Phys. France</i> , 4:1129-1149 (1994)
	Selfridge, "Approximate Material Properties in Isotropic Materials," <i>IEEE Transactions on Sonics and Ultrasonics</i> , 9May 1985)
	Souquet, et al., "Design of Low-Loss Wide-Band Ultrasonic Transducers for Noninvasive Medical Application," <i>IEEE Transactions on Sonics and Ultrasonics</i> , pp. 75-81, Vol. SU-26, No. 2, March 1979
	Waller, et al., "Poling of Lead Zirconate Titanate Ceramics and Flexible Piezoelectric Composites by the Corona Discharge Technique," <i>J. Am. Ceram. Soc.</i> , 72(2):322-24 (1989)
	Winder, Alan, "Synthetic Structural Imaging and Volume Estimation of Biological Tissue Organs," Acoustic Sciences Associates, Dec. 1995.
	Winder, Alan, "Acoustic Emission Monitoring for the Detection, Localization and Classification of Metabolic Bone Disease," Acoustic Sciences Associates, Dec. 1995.
**	Wu and Cubberly, "Measurement of Velocity and Attenuation of Shear Waves in Bovine Compact Bone Using Ultrasonic Spectroscopy," <i>Med. & Biol.</i> , Vol. 23, No. 1, 129-134, 1997.
**	Tavakoli and Evans, 1992 (no other information available at this time)

Examiner:	Date Considered:
-----------	------------------

EXAMINER: Initial if citation considered, whether or not citation is in conformance with MPEP § 609; Draw line through citation if not in conformance and not considered. Include copy of this form with next communication to the applicant.